



Leach[™] Rear Loaders

2R-III | Alpha-III[™] | Split Rear | Mini Rear

The Strong. The Proud. www.leachtrucks.com



Longest Lasting Line of Rear Loader Products Ever.

Leach™ has been the number one manufacturer of rugged rear loaders since 1932, with more than 50,000 rear loaders on the road today. Leach™ also boasts more product offerings than any other brand in the marketplace, and no other rear loader can match the reliability and functionality that Leach™ brings to the table.

Today, Leach™ continues to reinforce that position with best-in-class models offering the same legendary design and construction that the industry has come to expect from the Leach™ brand. All Leach™ models offer a performance profile precisely suited to any customer's collection needs. To survive in today's highly competitive market, trucks must be tough, reliable, and user-friendly and Leach™ rear loaders are designed to do just that.

Leach™ customers demand the most dependable rear loader there is, which is why every model is engineered and manufactured to perform better, faster, and longer than anything else out there. With a Leach™ rear loader comes a stronger body to collect and transport, the biggest hopper available in the market, "smart hydraulics" for better, faster packing cycles, and a smarter, more efficient open-and-eject process. Leach™ customers get it all.

"With over 125 years as an industry leading refuse truck, I know our customers will be well taken care of with a Leach Rear Loader. When you combine the power of our local dealerships, this creates a winning combination that is unstoppable. Make an American made Leach Rear loader your next truck, you will not be disappointed."

Chris Haase
President / Owner
Environmental Products Group, Inc.

Decades of Innovation



The Leach™ story really began in 1931 when Elgin Sales Corp. summoned Elmer Leach's two sons to New York to examine the Colecto, a self-loading refuse body with side or rear buckets and enclosed bodies, to see if they could devise a better model.

Though it may not have been obvious at the time, this turned out to be a pivotal event for the future of Leach™ and the refuse body industry. Within a mere ninety days, the first Leach™ refuse truck emerged from its factory on South Main Street, and the Leach™ legend was born.

This story of two forward-thinking, hard-working individuals is what brought Leach™ to the forefront of an industry still in its infancy. With a reputation for innovative, hard-at-work refuse trucks, Leach™ became and still is today the standard by which all others are measured.

Family-owned since 1887, the Leach™ company was sold to Federal Signal Corporation in 2002, and on August 4th, 2006, Labrie Environmental Group became the new owner of Leach™, bringing the brand a competitive position among the world's top rear loaders.

Leach™ remains the most widely used rear loader in the industry today.

Leach™ Will Never Let You Down

Day after day, Leach™ rear loaders won't let you down; they are built strong and ready to tackle even the most demanding routes. Leach™ is incredibly proud of the quality and productivity that come standard with every unit.

Every option offered, every design fine-tuned, and every feature Leach™ adds to each unit have the same goal: maximizing fleet efficiency while keeping maintenance costs at their lowest. Every Leach™ rear loader is built to deliver the best product on the market with the lowest total cost of ownership.

Laying the foundation for a truly exceptional product.

LEACH™ INNOVATIONS

By making innovation one of its key focuses, Leach's engineering experts have developed a full complement of available options over time to meet the most demanding customer specifications.

We are eager and ready to meet new industry trends and customers' needs. This cycle of innovation at Leach™ makes it the leader for rear loader solutions in North America.

WEIGHT DISTRIBUTION

Throughout years of innovation, Leach™ trucks have always maintained focus on providing optimal weight distribution across all models.

At Leach™ the goal will always be to find the perfect balance in the use of materials, without compromise, to produce models which collect more waste and provide the highest legal payload.

Built To Perform And Last



ABRASION RESISTANT STEEL

Like our Labrie™ and Wittke™ product lines, Leach™ recognized the value of achieving the perfect balance in the use of lighter weight steel materials without compromising durability and performance. Leach™ uses abrasion-resistant steel on all hopper floor and sides, as well as on the body ramp liners of the 2R-III. Abrasion-resistant steel is strong and durable yet light and features five times more abrasion resistance than mild steel. It is the ideal material to build hoppers that need to be extremely rugged without giving up payload. Such high-quality materials are used to result in savings on maintenance costs over the life of each unit. Additionally, with AR450 providing the greatest tensile strength and lightest weight in its class.



THICKEST BODY FLOOR

At 5/16" in the center and 1/4" on each side, Leach™ units boast the thickest standard floor in the industry. The unique trough design also adds to the overall structural integrity, which prevents the need for additional cross-members for extra support.



INTERCHANGEABLE PACKER CYLINDERS

The Leach™ 2R-III is the only rear loader that is equipped with interchangeable packer and carrier cylinders, reducing the number of cylinder parts needed to be kept in inventory for maintenance purposes.



SINGLE PIECE BODY SIDE SHEET CONSTRUCTION

Leach™ units feature a single piece of Abrasion Resistant steel in their body wall construction for increased strength and the fewest number of welded seams possible. Reducing welded seams results in fewer points for corrosion and extends the life of the body. These seamless body sides also provide the perfect surface for branding, graphics, and sign boards.



CYCLE TIMES

Leach™ rear loaders' cycle times, low sill height, and large hopper, combined with the ability to continue loading while cycling without spilling any refuse on the route, represent potential labor savings on each route, increasing productivity. Increased productivity results in more efficient routes and increased revenue, even in the most extreme collection applications.

Leach™ 2R-III

Proven time and time again, the 2R-III rear loader can handle anything that the industry throws at it, from everyday refuse to heavy-duty construction materials. Suitable for residential, commercial, and demolition collection, the 2R-III is the most versatile rear loader on the market.

3.5 cubic yard hopper
5.5” packer/carrier operating cylinders
22 second packing cycle
1000 lbs/yd compaction*

Proven Time And Time Again

“The Leach 2R-III™ is the only rearload hopper in the industry that produces payloads without back packing or pre-crushing of the material, making it the best hopper configuration for all types of collection.”

Marino Iommetti Sanitation Equipment Corp. Paramus, New Jersey

CHROMIUM SLIDE SHOES

Carrier panel slide shoes operate within an upper and a lower rail lined with standard Chromium carbide wear plates. Chromium carbide wear components easily outperform even the highest grades of AR450 for the longest service life possible. The slide shoes have greaseable pins, with lubrication points accessible through external access openings- for easy maintenance.

DIAMOND FORCE COMPACTION

Our Diamond Force Compaction design on the push-out panel evenly distributes trash during packing and minimizes voids in the payload. This results in a compaction rating of a minimum of 1,000 lbs per cubic yard*.

LOADING SILL

The tailgate loading sill engineered at a location 5 inches below the chassis frame, reducing operator injuries and increasing productivity.

LARGEST HOPPER SWEEP

The largest hopper sweep in the industry, combined with 5.5” and 4.5” hydraulic cylinders, allow operators to fill the hopper with more waste, cycle the packer less, and still compact more payload.

*Compaction ratios will vary based on commodity and environmental factors

Leach Alpha™ III

The Leach Alpha™ III is the strongest mid-range rear loader that more operators ask for than any other truck. With its standard 3.0 yd³ hopper, load sill 5” below the chassis frame, and a packing cycle time as fast as 19 seconds, it’s no wonder the Leach Alpha-III™ is labeled as a favorite.



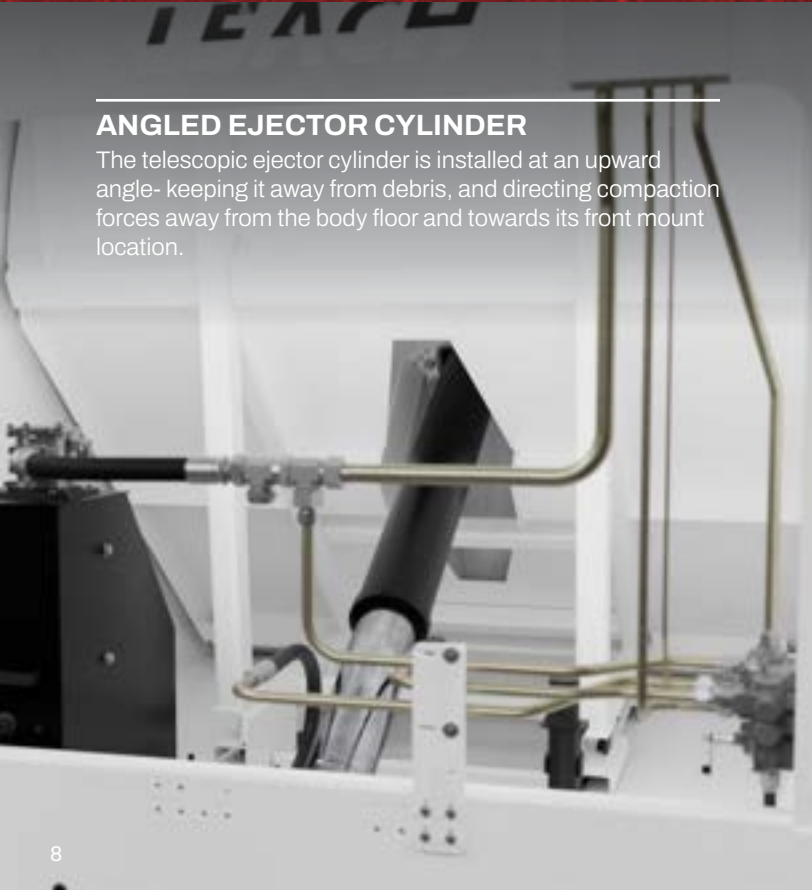
3 cubic yard hopper
5” packer/carrier operating cylinders
19 second packing cycle
1000 lbs/yd compaction*

The Strongest Mid-Range Rear Loader

"The Alpha-III™ is in essence, a scaled-down version of the famous 2R-III™. With its structurally strong trough floor, its large hopper, fast cycle time, and big payload, the Alpha-III™ is the perfect choice for those who prefer a single axle Leach™ product. The best thing about the Alpha-III™ is that it is part of the Leach™ family. There is value in the fact that you can bank on its reliability and performance for many years to come. That's the trademark of the Leach™ brand; you can count on it."
Mike Dahlmann, Best Equipment Company, Indianapolis, Indiana

ANGLED EJECTOR CYLINDER

The telescopic ejector cylinder is installed at an upward angle- keeping it away from debris, and directing compaction forces away from the body floor and towards its front mount location.



NO PRECOMPACTION IN THE HOPPER

The ability to continue loading the hopper during the packing cycle, without pushing refuse out of the hopper, eliminates waiting time and keeps fleets on the move while others are still loading.



LEACH™ TROUGH

Made of a continuous sheet of 5/16” steel** and running the entire length of the body, the unique Leach™ trough design forms a natural sump, which holds up to 300 gallons of liquid, creating a lower center of gravity and better weight distribution.



SMART CONTROL LOCATION

Leach™ provides a safer location for ejector and tailgate controls in their Alpha-III™ rear loader. Unlike typical designs where controls are exposed to mud, snow, and salt, Leach's design places the controls inside the body and above the floor, well-protected from dirt and debris.



*Compaction ratios will vary based on commodity and environmental factors
** trough has 5/16” floor and 1/4” sides, steel sheet thickness

Leach™ Split Rear Loader



LEACH™ ENGINEERED DUAL-STREAM COLLECTION

The Leach™ Split Rear Loader is the perfect tool for dual collection, whether it's utilized for refuse, recyclables, or organics. Its fast and powerful hydraulic system, with an average 1000 lbs per cubic yard compaction ratio* can get the job done without any reduction in productivity.



**Compaction ratios will vary based on commodity and environmental factors*

Leach™ Mini Rear Loader



COMPACT, LIGHTWEIGHT, HIGHLY MANEUVERABLE

Small and maneuverable, the Mini Rear goes where full-size garbage trucks can't. All available configurations from 8 to 13 yd³ are FET exempt, and the large hopper makes it a highly productive unit.



There's No Limit To What A Leach™ Truck Can Do



RESIDENTIAL APPLICATIONS

If routes require manual collection, utilize individual residential carts, or even larger shared containers, Leach™ units are the answer. Combining speed and large hopper capacity, Leach™ units create an optimal system that requires fewer packing cycles, getting routes done faster without sacrificing body capacity. Leach™ units' class-leading versatility and performance translate into lower operational costs and higher profits for the hauler.



COMMERCIAL APPLICATIONS

When strength, durability, and reliability are a concern, a Leach™ will always deliver the best. The heavy-duty hopper can handle bulky items, and the most productive packer/carrier combination ensures large commercial containers are dumped quickly and efficiently with no spillage. This keeps operators from spending lost time cleaning unnecessary messes, which keeps customers satisfied. The innovative Leach™ trough acts as a sump, retaining liquids collected from restaurants and grocery stores, providing a low center of gravity for the payload and ensuring optimum weight distribution. The added benefit of this design is that the truck maneuvers more responsively and safely than competitive models with flat floors.



DEMOLITION APPLICATIONS

Construction sites demand tough work, a Leach™ delivers powerful performance. The Leach™ 2R-III Heavy Duty Demolition unit will stand up to site after site until even the most extreme route is done. Feed it with concrete, drywall, wood, and cardboard, and it will ask for more. With the strongest demolition tailgate package in the industry, it is purposely built to conquer extreme conditions. Offering strength, quick cycle time, and the best hopper/packer area design, it's no wonder Leach™ is the toughest loader out there.



NO LIMIT TO WHAT A LEACH™ TRUCK CAN DO

Leach™ offers solutions to all collection applications, including dual stream collection, recycling, organics, and tight routes like campuses, campsites, and other similar applications. Every Leach™ unit is designed to meet the specific needs of our customers, ensuring maximum productivity and efficiency.

LEACH™ COLLECTION MATRIX

	AUTOMATED	MANUAL	RESIDENTIAL	COMMERCIAL	DEMOLITION	ORGANICS	ALLEYS TIGHT AREAS	RECYCLING	TIP TO DUMP	FULL EJECT	SPLIT BODY
2R-III		●	●	●	●			●		●	
Alpha™ III		●	●	●				●		●	
Split Rear		●	●			●		●		●	●
Mini Rear		●	●	●			●	●		●	

Alternative Energy



COMPRESSED NATURAL GAS (CNG)



Leach™ delivers the highest-quality, factory-installed compressed natural gas (CNG) solutions that are fully tested at our on-site CNG station. Leach's manufacturing expertise in CNG is evident in every installation.

More Affordable: Substantially reduced fuel costs compared to diesel.

Cleaner: 23% less Greenhouse Gas Emissions compared to diesel engines.

Fuel Independence: Higher percentages of CNG are supplied from the U.S. and Canada compared to diesel.

Quieter: on average- 10 decibels lower than comparable diesel engines.

So why choose Leach™ CNG? Leach's thoroughly engineered CNG installations provide the best combination of price, efficiency, and quality- all while producing fewer emissions than traditional diesel engines. Additionally, Leach™ offers on-the-roof, behind-the-cab or chassis-mounted CNG designs, to deliver optimal weight distribution, no matter the application.



ELECTRIC CHASSIS



The shift towards sustainability in North America is driving the demand of EVs in waste collection. Leach™ units with EV chassis technology offer numerous benefits as waste collection companies aim to reduce their carbon footprint.

With zero carbon emissions, reduced noise, and lower routine maintenance costs EV chassis technology is filling the need for collection solutions that are carbon neutral and productive.

With a higher demand for Leach™ EV Rear Loaders, customers' positive feedback on their reliability, efficiency, and environmental benefits, it's time to join the movement towards a greener future by investing in a Leach™ EV Rear Loader.

The need for alternative energy is real. Meet that need with Leach's seamless integration to a Battery-Electric chassis. For thoroughly engineered alternative energy solutions, the answer is always Leach™.

		CNG								EV
		50>82 DGE	50>96 DGE	50>100 DGE	60>97 DGE	FRAME	ROOF	CAB	TAILGATE	
LEACH	2R-III™			CNG		CNG	CNG	CNG		EV
	Alpha-III™			CNG		CNG	CNG	CNG		EV
	Split Rear			CNG		CNG	CNG	CNG		EV
	Mini Rear	CNG		CNG			CNG	CNG		EV

With an improved multiplex network and analog system, the Labrie Group has laid the foundations for a brand-new era in truck intelligence.

Cameras and monitors, scales, diagnostic tools, safety interlocks, alerts, GPS tracking, and more are now packaged in a more precise, reliable, and efficient Smart Collection Package.



ENVIROLINK - SMARTER COLLECTION PACKAGE IS ALSO A BRAND NEW, REENGINEERED MULTIPLEX SYSTEM.

- Robust, reliable, and powerful controllers communicate together (and with the chassis) via Controller Area Network (CAN) and J1939 protocols.
- Improved system architecture reduces the quantity of part numbers used and stocked for service, featuring modular harnesses widely used across the entire product line.
- EnviroLink™ features an all-new 80% larger Wide Video Graphics Array (WVGA) touch screen display that allows operators and maintenance personnel intuitive navigation through menus and information for user-friendly operation.

ENVIROLINK ALLOWS:

- Easy and fast unit program updates (by USB flash drive, by Ethernet cable, or over the air).
- Faster troubleshooting by allowing remote access to system inputs, system outputs, and controller status.
- Easy data collection and transmission
- And much, much more.

With an array of available safety & productivity features

- Robust HD Cameras (with shutter and heater) & Monitor System.
- Configurable automatic monitor view switching to provide optimal visibility while: dumping carts/containers, backing up, or performing other customer specified operations.
- Smart interlocks to ensure safe and productive operation.
- Newly redesigned Video Graphics Array (VGA) style fully configurable cluster for Labrie RH drive modification.
- Onboard Scale System infrastructure integrated as standard options into the cab harnesses (available underbody, on the rear axle, or on Front Loader forks).
- Collision Detection Systems (Front, Sides, and/or backup) [Ultrasonic or Radar].
- System integrated counting device available with or without integration to back-office systems.
- System integrated Engine or PTO hour meter.
- Arm auto-dump programming to avoid driver fatigue and injuries.
- Auto-packing after cart dumping to increase productivity.
- Auxiliary controls in remote locations to increase productivity.

Ultimate Ownership Experience

The Labrie Environmental Group is a proven leader in refuse and recycling collection vehicles in North America. The Labrie™, Leach™, and Wittke™ product lines are renowned for being the most reliable, efficient, productive, and smartest in the solid waste industry today.

Recognized for designing and producing the highest quality vehicles available, our customers benefit from a single trusted source of engineering expertise.

With the strongest distributor network in North America covering every state and province, take advantage of our quick delivery **Pronto Stock** opportunities and see our products in action with our demo program.



The group delivers the ultimate ownership experience with LabriePlus™ 24/7 Parts & Service team of experts located all over North America.

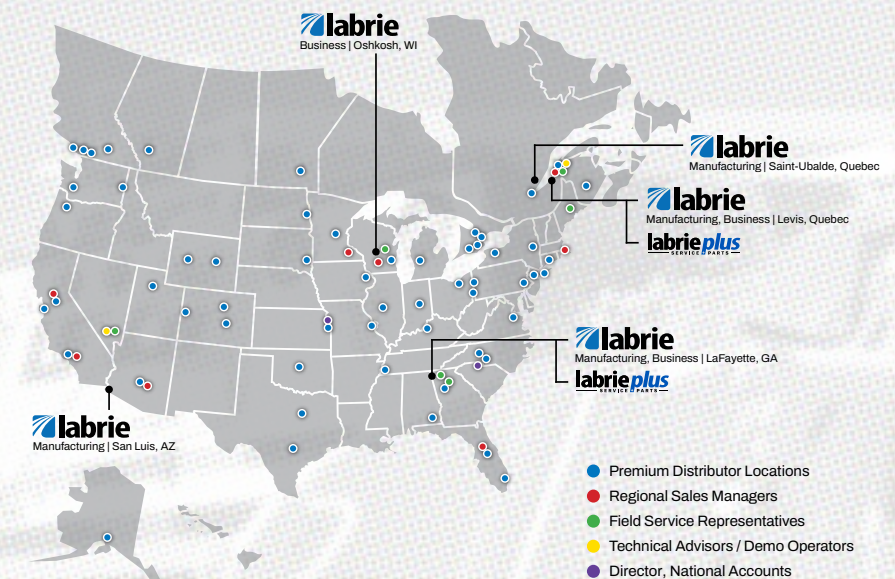
We continually push the boundaries of innovation to provide a greener, safer, smarter, and more efficient way of waste management and collection.

DRIVE EXCELLENCE with Labrie™, Leach™, and Wittke™ Trucks!

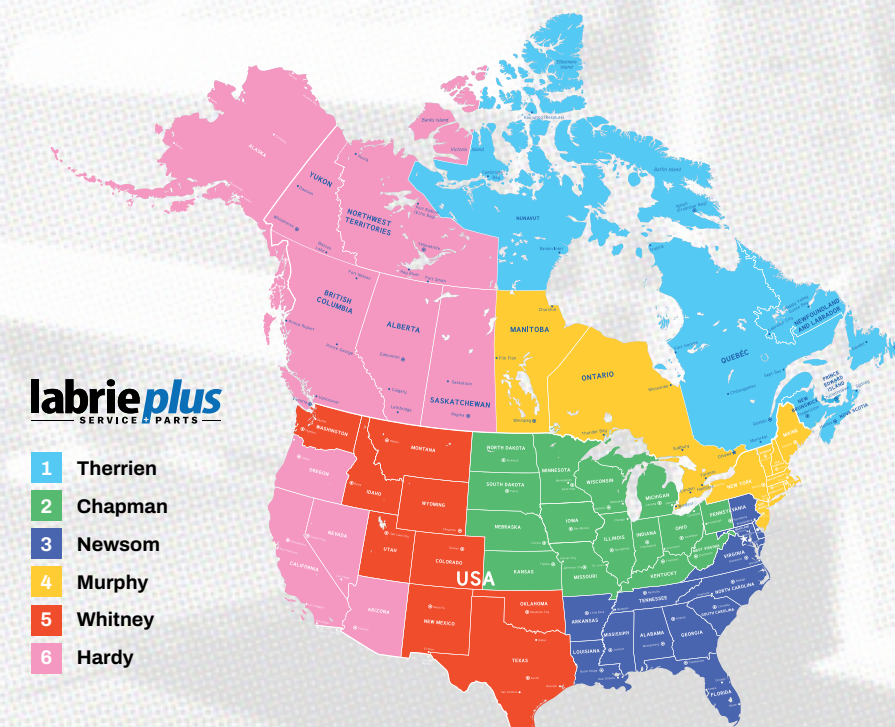

Distributor Network + LabriePlus Parts & Services

OUR NORTH AMERICAN NETWORK IS QUALITY DRIVEN

Our pursuit of excellence continues long after a Leach™ truck is put into service. You can rely on a network of over 30 premium distributors with over 50 locations located throughout the United States and Canada that are highly trained to assist you.



labrieplus
SERVICE + PARTS



PREMIUM PRODUCTS, COME WITH PREMIUM SUPPORT

LabriePlus™ Parts & Service is a full-service customer support center located in the US and Eastern Canada. It provides 24/7 customer support and live assistance from a dedicated staff of professional representatives who support relationships between dealers, customers, and factories by providing quality replacement parts, premium hands-on field assistance, and live support.

Our highly skilled team of Field Service Representatives, strategically located around the US and Canada, is ready to provide on-site support if needed, helping us continue our pursuit of excellence in customer service.



DRIVE EXCELLENCE™



175-B, route Marie-Victorin, Levis, Quebec, Canada, G7A 2T3
Toll Free: 1-800-463-6638 | Telephone: 418-831-8250
sales@labriegrup.com | www.labriegrup.com



United States of America

1198 Shattuck Industrial Blvd, Lafayette, GA, 30728
Toll Free: 1-800-231-2771
usa.labrieplus.com | partscenter@labriegrup.com

Canada

455 Avenue 1, Levis, Quebec, Canada, G6W 5M6
Toll Free: 1-877-452-2743
canada.labrieplus.com | labrieplusqc@labriegrup.com

Labrie Environmental Group is certified ISO 9001-2008 and attests to the quality of these products. Labrie Environmental Group has made every reasonable effort to ensure that the information contained in this brochure is accurate. However, we accept no responsibility for any errors or omissions, and we reserve the right to modify designs, characteristics and products at any time. Contact Labrie Environmental Group for prices and options or to obtain the phone number of your local Labrie Environmental Group distributor. For the most recent version of our spec sheets, please go to Labrie Environmental Group website at www.labriegrup.com. In case of discrepancy, the Web version takes precedence over any printed literature. PLEASE TAKE NOTICE that all sales of goods and/or services ("Product") by Labrie Environmental Group, Inc. ("Seller") are subject to and conditioned on Buyer's acceptance of Seller's current General Terms and Conditions of Sale. Seller specifically rejects any additional and/or conflicting terms and conditions proposed by Buyer unless expressly accepted in writing by an authorized officer of Seller.